
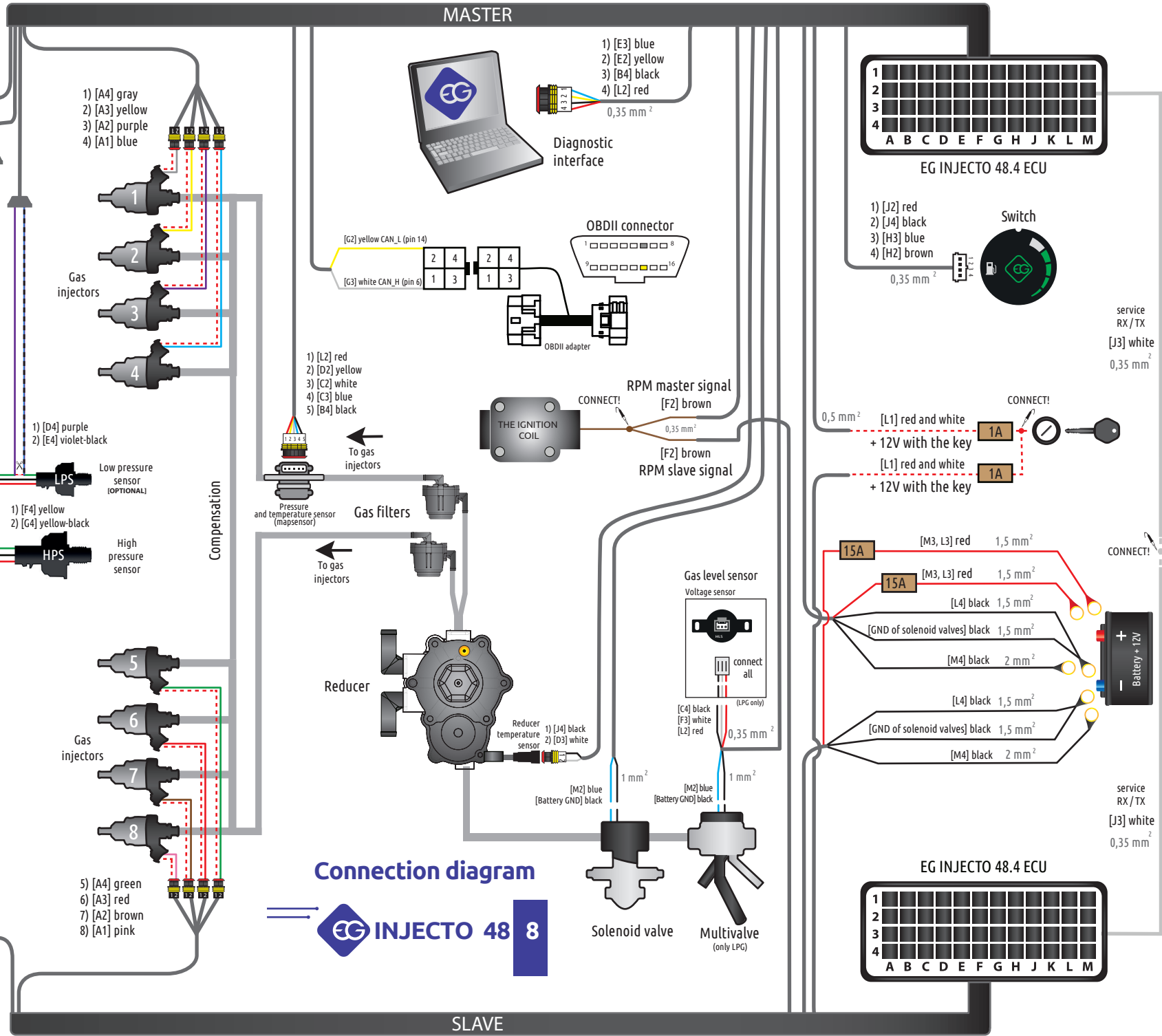


- ① 1) [G1] gray  
2) [F1] gray-black  
3) [E1] gray-white
- ② 1) [J1] yellow  
2) [H1] yellow-black  
3) [D1] yellow-white
- ③ 1) [K2] purple  
2) [K1] purple-black  
3) [C1] violet-white
- ④ 1) [K4] blue  
2) [K3] blue-black  
3) [B1] blue-white



- ⑤ 1) [G3] green  
2) [F4] green-black  
3) [E1] green-white
- ⑥ 1) [J1] red  
2) [H2] red-black  
3) [D1] red-white
- ⑦ 1) [K2] orange  
2) [K1] brown  
3) [C1] brown-white
- ⑧ 1) [K4] pink  
2) [K3] black-white  
3) [B1] pink-white



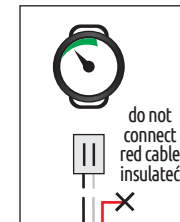
## Master and slave driver

A1	GAS INJECTOR 4	A2	GAS INJECTOR 3	A3	GAS INJECTOR 2	A4	GAS INJECTOR 1
B1	GASOLINE INJECTOR 4 POWER SUPPLY	B2	-	B3	-	B4	GND OF **
C1	GASOLINE INJECTOR 3 POWER SUPPLY	C2	GAS ABSOLUTE PRESSURE	C3	MAP (VACUUM)	C4	GND GAS LEVEL SENSOR
D1	GASOLINE INJECTOR 2 POWER SUPPLY	D2	GAS TEMPERATURE	D3	REDUCER TEMPERATURE	D4	LOW PRESSURE SENSOR (ECU SIDE)
E1	GASOLINE INJECTOR 1 POWER SUPPLY	E2	DIAGNOSTIC INTERFACE RX	E3	DIAGNOSTIC INTERFACE TX	E4	LOW PRESSURE SENSOR (SENSOR SIDE)
F1	GASOLINE INJECTOR 1 (ECU SIDE)	F2	RPM	F3	GAS LEVEL SENSOR	F4	HIGH PRESSURE SENSOR (ECU SIDE)
G1	GASOLINE INJECTOR 1 (INJECTOR SIDE)	G2	OBD II CAN L-LINE	G3	OBD II CAN H-LINE	G4	HIGH PRESSURE SENSOR (SENSOR SIDE)
H1	GASOLINE INJECTOR 2 (ECU SIDE)	H2	BUTTON SWITCH	H3	TX SWITCH	H4	-
J1	GASOLINE INJECTOR 2 (INJECTOR SIDE)	J2	+5V OF POWER SWITCH	J3	PROGRAMMABLE RX / TX CHANNEL	J4	GND OF ***
K1	GASOLINE INJECTOR 3 (ECU SIDE)	K2	GASOLINE INJECTOR 3 (INJECTOR SIDE)	K3	GASOLINE INJECTOR 4 (ECU SIDE)	K4	GASOLINE INJECTOR 4 (INJECTOR SIDE)
L1	+ 12V AFTER THE KEY	L2	+ 12V OF*	L3	+ 12V BATTERY	L4	GND BATTERY
M1	+ 12V GAS INJECTORS	M2	+ 12V OF SOLENOID VALVES	M3	+ 12V BATTERY	M4	GND BATTERY

\* (INTERFACE, MAPSENSOR, GAS LEVEL INDICATION)  
 \*\* (INTERFACE, MAPSENSOR)  
 \*\*\* (REDUCER TEMPERATURE SENSOR AND SWITCH)

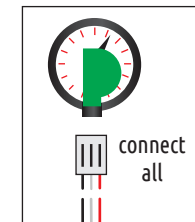
## \*\*Gas level sensor

Resistive sensor



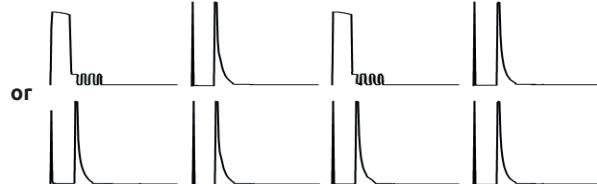
(LPG only)

Manometer

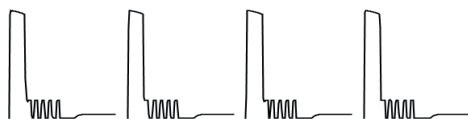


(CNG only)

### Gasoline Injector Control Signal



### B + Gasoline Injector Power Signal



[www.europegas.pl](http://www.europegas.pl)

Technical support: +48 85 743 01 05