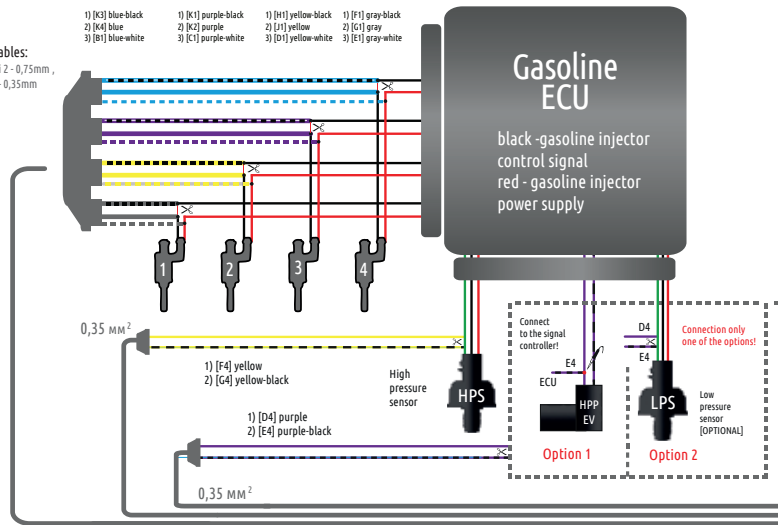
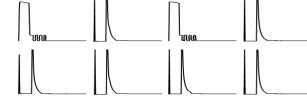


Cables:
1 12 - 0,75mm,
3 - 0,35mm

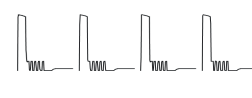


A1	GAS INJECTOR 4	A2	GAS INJECTOR 3	A3	GAS INJECTOR 2	A4	GAS INJECTOR 1
B1	GASOLINE INJECTOR 4 POWER SUPPLY	B2	-	B3	-	B4	GND OF **
C1	GASOLINE INJECTOR 3 POWER SUPPLY	C2	GAS ABSOLUTE PRESSURE	C3	MAP (VACUUM)	C4	GND GAS LEVEL SENSOR
D1	GASOLINE INJECTOR 2 POWER SUPPLY	D2	GAS TEMPERATURE	D3	REDUCER TEMPERATURE	D4	LOW PRESSURE SENSOR (ECU SIDE)
E1	GASOLINE INJECTOR 1 POWER SUPPLY	E2	DIAGNOSTIC INTERFACE RX	E3	DIAGNOSTIC INTERFACE TX	E4	LOW PRESSURE SENSOR (SENSOR SIDE)
F1	GASOLINE INJECTOR 1 (ECU SIDE)	F2	RPM	F3	GAS LEVEL SENSOR	F4	HIGH PRESSURE SENSOR (ECU SIDE)
G1	GASOLINE INJECTOR 1 (INJECTOR SIDE)	G2	OBD II CAN L-LINE	G3	OBD II CAN H-LINE	G4	HIGH PRESSURE SENSOR (SENSOR SIDE)
H1	GASOLINE INJECTOR 2 (ECU SIDE)	H2	BUTTON SWITCH	H3	TX SWITCH	H4	-
J1	GASOLINE INJECTOR 2 (INJECTOR SIDE)	J2	+5V OF POWER SWITCH	J3	PROGRAMMABLE RX / TX CHANNEL	J4	GND OF ***
K1	GASOLINE INJECTOR 3 (ECU SIDE)	K2	GASOLINE INJECTOR 3 (INJECTOR SIDE)	K3	GASOLINE INJECTOR 4 (ECU SIDE)	K4	GASOLINE INJECTOR 4 (INJECTOR SIDE)
L1	+ 12V AFTER THE KEY	L2	+ 12V OF*	L3	+ 12V BATTERY	L4	GND BATTERY
M1	+ 12V GAS INJECTORS	M2	+ 12V OF SOLENOID VALVES	M3	+ 12V BATTERY	M4	GND BATTERY


Gasoline Injector Control Signal



Gasoline Injector B + Signal



ID 0480602XX



*(INTERFACE, MAPSENSOR, GAS LEVEL INDICATION)
**(INTERFACE, MAPSENSOR)
***(REDUCER TEMPERATURE SENSOR AND SWITCH)

